

For Our Common Future





For Our Common Future

Construct Our Green Campus

I. Campus Environment Detector	2
Detect environmental problems on campus	2
Conduct campus environment investigation	8
II. Designer of Green Campus	11
Analyze the result of campus environment investigation.	11
Action plan for green campus construction	14
III. Share Cases of Green Campus Construction	21
IV. Stories from China, Japan and Korea	26


I. Campus Environment Detector

Detect environmental problems on campus

Campus is a place for study. We can say that campus is the second home to students. To construct a clean and tidy green campus is the duty of each student, let us change our life style now, and start our action from trying to be a campus environment detector.



Figure 1.1 Photos of campuses of China, Japan and Korea



Environmental problems on campus include environmental pollution, such as littering, and resources waste, like water resources waste. In order to discover the environmental problems on campus, it is necessary to make investigation on campus according to procedures and plans.

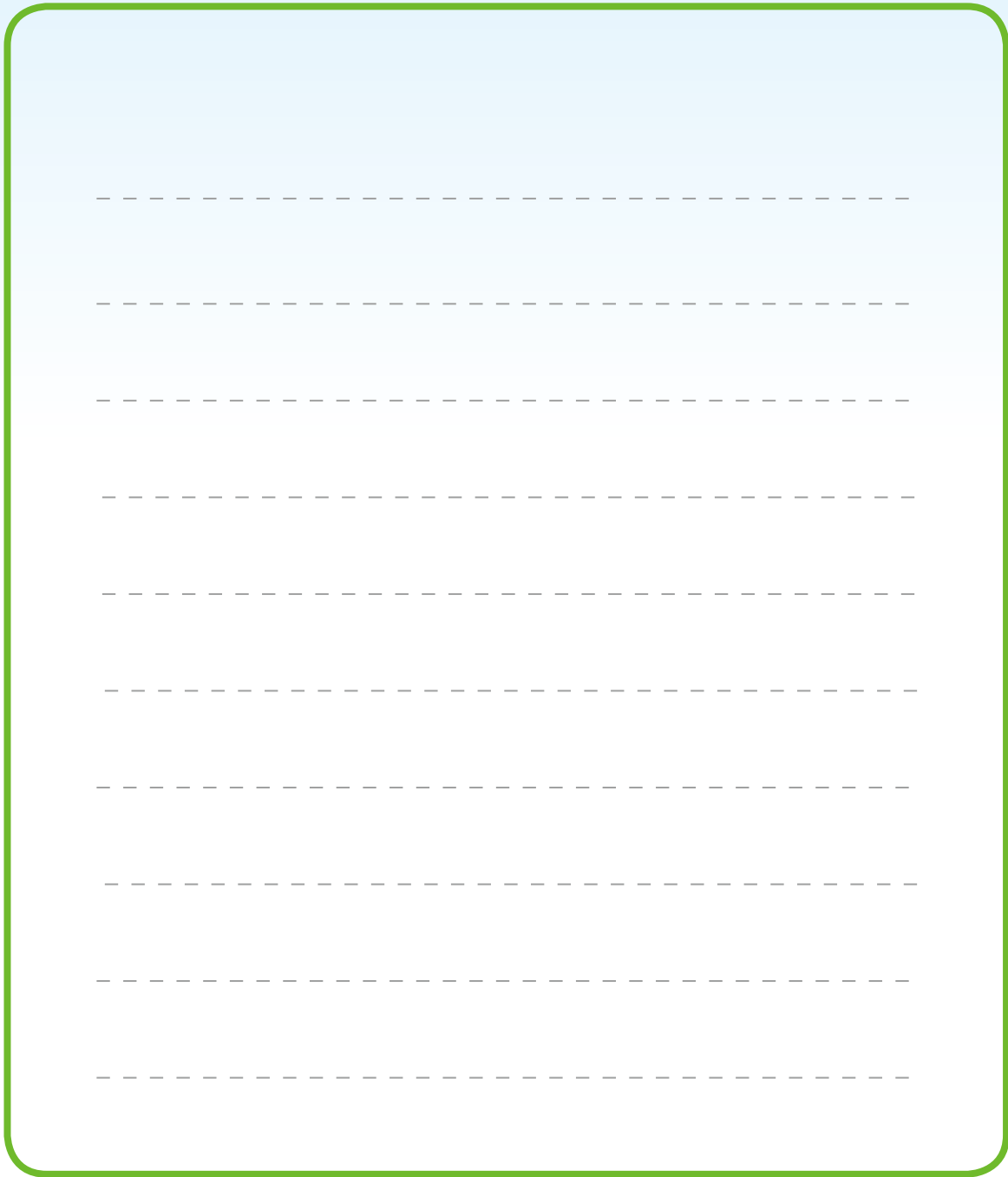
To make campus environment investigation, the theme of investigation should be defined first. You can follow these steps, or you can create your own scheme.

	Investigation Procedures	
1	Identify the theme	
2	Learn methods of investigation and records, and develop the investigation scheme	
3	Implement the investigation scheme	
4	Statistical analysis of investigation results	
5	Summary and analysis	
6	Display and exchange investigation results	
7	Make on evaluation on activities, and summarize gains and reflection	

When selecting the theme, the following considerations should be made:

- Whether it consists with your interest.
- Whether you or your team can complete it within the prescribed time.
- Whether the main situation of the campus can be reflected.
- Whether you have the ability to bear the fund needed.
- Whether all the team members can participate.
- Avoiding risks.

Brainstorming: What theme would your team select? Why?





Start to prepare for the investigation when the theme is determined.
List the preparation items before investigation.

- ◎ Notebook
- ◎ Food
- ◎ Layout plan drawn by your team.




Activity 1.1



Before starting campus investigation, you need to have an overall understanding of layout of the whole school for the convenience of the following investigation. Draw a layout plan of the school to be investigated.







Prepare an investigation plan. Whether such issues as investigation method, time allocation, personnel arrangement and cost/expenses could be efficiently addressed has a direct bearing on smooth conduct of the investigation. Write down the plan of your team in the following box.

Investigation theme:			
Concrete investigation content:			
Activities			
Time			
Place			
Participants			
Budget			
Help needed			
Preparation already made			



Conduct campus environment investigation

Start investigation. In the process of investigation, you can use the following methods: observation – feeling the environment of the campus with your eyes; interview – understanding the school by talking with the leaders, teachers and other students of the school; questionnaire survey – issuing questionnaires and collecting them to get information you want to know.

Observation method requires meticulous observation and keen insight; interview method requires you to pay attention to the way of interview, be polite to others, and learn how to deal with strangers; questionnaire survey requires the questionnaires to be prepared before it starts (interested students can refer to books and materials about investigation methods).



Complete the following form in the process of investigation:

Time	Place	Findings	Problems	Investigation method
×Y×M×D	× ×	Lawn	Much garbage	Observation



Activity 1.2



When you detected any environmental problems on campus, mark where you found them on the layout plan with different colors.




Blank writing area with horizontal dashed lines for notes.



II. Designer of Green Campus

Analyze the result of campus environment investigation

Analyze the result of campus environment investigation made by your team. You can write a report on the whole process of the investigation, including the theme, purpose, time, site, content, findings and recommendations.



Primary School Students' Investigation on Environmental Protection

1. Investigator: xxx

2. Time and objects


On the sunny morning of (day), our team made a field investigation on the lawn and trashcans on campus. In the process of the investigation, our team learnt a lot, but also detected some problems demanding prompt solution.

3. Findings

In the process of investigation, our team got a lot of knowledge, but at the same time detected some problems as follow:

- (1) There were wastes littered on the lawn, affecting the growth of the grass, making originally lively grass almost dying and seriously damaging the ecological environment of the campus. Even worse, within the scope of the school, the phenomenon happens frequently. How can we young pioneers just sit here and watch the lawn being swallowed up by garbage? We should take action.
- (2) As some students are lack of awareness of environmental protection and often litter garbage around, wastes can be found anywhere around the trashcans and on the lawn. Occasionally you can find discarded water bottles and plastic bags littered on the lawn. While cleaning themselves, some students left their dirt to the lawn. How immoral they are! We feel as if we have heard the lawn crying in sadness.





4. Recommendations after investigation

Our team detected a lot of problems in the investigation and put forward the following recommendations:

Relevant departments of the school can enhance students' consciousness of environmental protection through wall newspaper and lecture on environmental protection knowledge; educate them to put garbage in the assigned spots instead of littering on the lawn, and not use or use as few plastic bags as possible and actively use renewable utilizations so as to reduce white pollution; consciously maintain campus sanitation, and learn and publicize the laws and regulations on environmental protection, and actively report environmental destruction behavior to the environmental protection department. Only in this way can we recover the original beauty. We believe that as long as we set good examples with our own conduct to be pioneers of campus environmental protection, we will be able to keep the beauty of our campus' lawn forever.



**Start from ourselves and
try the best as we can**

Activity 2.1



In order to maintain the beautiful environment of the school, the following action plan was worked out based on the result of campus environment investigation.





As masters of the school, we should start from ourselves and from every little bit and make contribution to the maintenance of the school's green environment.

First of all, we should change our personal habits. If you are a kid habitual to wasting things, put the garbage into trashcan from now on.



Some students would throw away the short ends of pencils when they feel uneasy to use them. Please see the following pencil end. Would you throw it away? If yes, is it a kind of waste behavior?

😞 I would change a new one.

😊 I would continue to use it.

🤔 Throw it away?

Do you know?

Pencils are made of raw materials like wood and black lead. Before pencils getting to our hands, they have undergone a lot of production processes and transportation links. To meet the demand of wood as pencil materials, plenty of trees would be cut down. Wasting pencils is equal to wasting wood. Therefore, we should use pencils to the greatest extent.



Secondly, we should improve and maintain higher energy efficiency to reduce wastes.

use natural light as much as possible; use environment-friendly paper; repair dripping faucet; turn off electrical appliances when leaving away for a long time...



Thirdly, we should green campus environment.

Add green to the following campus and the classroom according to your favor.

A campus with buildings only



Blank inside a classroom



Some tips

Some green plants are not only decorative, but also have good effect on people's health. Placing these plants indoor not only can beautify the environment, but also is beneficial to body and mind.

Fourthly, we should create green campus culture.

Green campus culture embodies students' consciousness of school environmental protection. Some schools pay attention to using walls of the buildings to publicize green **culture, making every corner a place for students to conduct study, exploration and practice**; making the walls, blackboards, display windows and bulletin boards to bear environment-related information and knowledge; making use of gardens, roads and classrooms for education, and utilizing culture to beauty the environment. Environmental culture includes blackboard culture, display window culture, dining room culture, wall culture, classroom culture, garden culture, road culture and corridor culture.





Look at the green newspaper created by other children for the construction of green campus. Can you design a newspaper or board newspaper by yourself?



III. Share Cases of Green Campus Construction

As each of us is a member of the school, the construction and maintenance of the school's green requires joint efforts of all teachers and students within the school. Participation of all the teachers and student is very important. Everybody should be responsible for the green campus, but how?


Activity 3.1



Do you have any good idea?









Let's see if other schools have good cases in construction of green campus.

Case 1: Environmental Protection Star. Environmental protection stars of the school are appraised and chosen once a week. The stars should be those students who actively advocate and earnestly practice environmental protection in the school. If you like this method, you might as well propose a standard for appraising environmental protection stars in light of the actual situation of your school.



Activity 3.2

Case 2: Green inspection team. Organize a green inspection team each week by selecting several students to conduct overall green inspection on every corner of the school to see if there is any green destruction behavior, such as throwing garbage around, breaking flowers and trees randomly and so on. Would you like to be a member of the green inspection team?



Case 3: Program of bringing green into campus to mobilize all the teachers and students to plant trees and grass in campus.

Case 4: Lecture on environmental protection. Present a lecture on environmental protection to the whole school.

Activity 3.2



Draw a campus layout plan, describing a green campus in your imagination, and share your design with children from the other two countries.



IV. Stories from China, Japan and Korea

The construction of green campus culture is catching on in China, Japan and Korea. The Japanese school is surrounded by greenery. Collect cases of green campus construction of the three countries, and make postcards to share your stories with children from other countries.




Stories from China



A large white rectangular area with a dashed line for writing, set against a yellow background. The area is framed by a yellow border with a folded corner effect at the bottom right.



😊 *Stories from Japan*



A large white rectangular area with a dashed line for writing, resembling a notepad. A small pencil icon is at the top right corner of the writing area.



😊 *Stories from Korea*



A large white rectangular area with a dashed line for writing, set against a purple background. The area is designed for a story or drawing.



