

For Our Common Future





For Our Common Future

Be Little Green Citizens

I. Pay Attention to Green Knowledge	2
Knowledge of Green Action	2
Commemoration Days on Environmental Theme	9
II. Be Green Consumers	12
III. Little Green Citizens in Action	14
Start from ourselves and try the best as we can	14
Go into the society and influence others	18
IV. Stories from China, Japan and Korea	22

I. Pay Attention to Green Knowledge

Knowledge of Green Action

Activity 1.1



Write down the animals that are going to disappear in China, Korea and Japan.



Panda

Tibetan antelope

Wapiti

Golden monkey

China rhinoceros

Thylacine

Some of the wild animals in the pictures have disappeared from human's sight and some of the others are facing threat of extinction. In this case, we should join hands to play our role as little green citizens and try our best to protect wild animals.

Activity 1.2



Look at pictures and discuss: what can we do for protecting wild animals?

Don't interfere with wild animals' free life.



Don't pick up eggs of wild birds.



Advocate watching birds and oppose locking birds



Law of the Protection of Wildlife

Activity 1.3



These pictures illuminate water use in our daily life. Think over other places in our life where water is also needed and draw them in the blanks.



Water is indispensable to our life. Our life is inseparable from water. In order to ensure sustainable use of water resources, what can we do to save water while preventing water pollution?

Activity 1.4



Look at the following behaviors, put "✓" on what you think right and "x" you think wrong.



- ☐ 1. Failed to tighten faucet after using water.
- ☐ 2. Water flowers with fish raising water.
- ☐ 3. A house discharges wastewater into the river.
- ☐ 4. Don't wash vegetables directly under the faucet. You should wash vegetables in a water container and adjust the order of washing.
- ☐ 5. Using uninterrupted water for brushing teeth and washing face.
- ☐ 6. Replacing dishes as less as possible when eating out so as to reduce washing of the restaurant and save water.
- ☐ 7. Using washing machine to wash just one or two pieces of clothes.
- ☐ 8. Sharing water-saving tips with people around you, making more people join the action of protecting water resources.

Activity 1.5



Five people are going out to work. Please help them assess which kind of travel mode causes the least environmental pollution and prioritize the following minibus in () from the least pollution to the most.

() On foot

() One person one car

() By minibus

() By bus

() By bicycle



.....

.....

.....

.....

.....

.....



Activity 1.6



In addition to above knowledge of green action, can you give any more? Write your ideas in the form below, share and discuss them with others and then make a green action plan.



.....

.....

.....

.....

.....

.....

.....

.....

.....

.....









Activity 1.7



Environmental protection chess

This chess can be played by two or more students together. Make a dice first. You can move forward by the cast of your dice.

Step	Diagram	Instructions
1		Prepare relevant materials, pencils, color pens, A3 white paper of old calendar or A4 white drawing paper and double faced adhesive tape, etc.
2		Draw lines and paths to design overall layout with pencils.
3		Draw every move of chessman, and design 8-15 questions based on daily events.
4		Colorize the moves in different colors with gouache or color pens according to the layout, to decorate the chessboard.
5		Draw up chess-playing legend in corresponding position and add relevant subject.
6		Paste the chess figure against black paperboard for long-term use of classmates.

Congratulate you have become a little green citizen. Please continue to cheer for the environmental protection.





Commemoration Days on Environmental Theme

Various kinds of environment-related commemoration days provide good opportunities for promotion of environmental protection. Consult materials at first to know about the histories of these commemoration days and then design some green activities to publicize green concepts on these days.

Do you know?

February 2	World Wetlands Day
March 21	World Forest Day
March 22	World Water Day
March 23	World Meteorological Day
April 22	Earth Day
May 22	International Day for Biological Diversity
June 5	World Environment Day
June 8	World Oceans Day
June 17	World Day to Combat Desertification and Drought
July 11	World Population Day
September 16	International Day for the Preservation of the Ozone Layer
October 4	World Animal Day
October 16	World Food Day
December 11	International Mountain day

China Tree-planting Day: Cuiting Village, Zhongshan City, Guangdong Province is the hometown of the great Chinese revolutionary forerunner Sun Yat-sen. Coming into Mr. Sun Yat-sen's former residence, you can see in the courtyard a tall Honolulu tamarind tree. It was brought home by Mr. Sun Yat-sen from Honolulu of the U.S. in 1883. He planted it there personally. As a politician, Mr. Sun Yat-sen was the first to recognize the importance of forest and advocate afforestation in China's modern history. The Fifth National People's Congress (1979) decided each year's March 12, anniversary of the death of Sun Yat-sen, as our country's Tree-planting Day, to memorize Mr. Sun Yat-sen who had consistently advocated afforestation.



Activity 1.8



On Tree-planting Day, you can carry out activities of raising and protecting greens in local communities. While participating in tree-planting activities of the community, you can also use various kinds of methods to publicize the benefits of greening environment and planting trees.



.....

.....

.....

.....

.....

.....

.....

.....

.....

.....

.....



II. Be Green Consumers

Green products refer to the renewable and recyclable products whose production process is energy saving and water saving with low pollution and low toxicity. Internationally recognized green consumption has three meanings. The first is advocating consumers to choose green products not polluted and beneficial to public health. The second is paying attention to the wastes disposal in the process of production. The third is leading consumers to shift consumption idea, advocate nature, seek health and pay attention to environmental protection, energy saving and resources conservation while pursuing a comfortable life, so as to realize sustainable consumption. In our life, realizing green consumption is critical for us to become little green citizens.

Activity 2.1



Beijing DQY Ecological Farm is located in Beijing Songshan National Nature Reserve with sparse population and excellent air quality. The farm raises improved breeds of egg layers completely with excellent maize and other feed without any antibiotic added. A complete set of standards have been established for all links of the whole process of egg production, such as: feeding time of each kind of feed, daily ration of feed and water, sunlight, temperature, ventilation, time to move from little coop to egg-laying coop, feeding time of prenatal feed, feeding time of peak-laying period and proportion of various nutrient elements. The layers enjoy animal welfare in a comparatively comfortable environment. For example, one coop cannot contain too many layers, and the area of a coop with six layers should be at least 580 cm². Each egg has its own ID. Different kinds of information related are marked on each egg shell, including production site and time, butch number, serial number, quality inspector's working number, house number, coop number and age of the layer etc. DQY has established a chain of ecological agriculture. With a chicken manure power plant, the chicken manure is well treated and changed from waste into wealth without environmental pollution.



Activity 2.2



Green consumption includes the following steps, please write down your action in the box below and share with other classmates.

1. Choose green products

2. Dispose products correctly

3. Avoid excessive consumption

III. Little Green Citizens in Action

**Start from ourselves and
try the best as we can**

To be little green citizens, we should start from ourselves and try our best to save energy and cherish environment.



Activity 3.1



What specific behaviors do you think a small green citizen should have?



.....

.....

.....

.....

.....

Activity 3.2



Smart tips to reuse wastes

Reuse of the wastes around not only can save resources, but also can reduce the waste disposal. It is environment-friendly.








Some children make cloth dolls with old clothes, make doll beds with old carton, make robots with rusty screws and wire, make wind bells with oral liquid bottles and string old CD as hanging decorations for their houses.



Activity 3.3



Manufacture of recycled paper:

Step	Diagram	Instructions
1		Tear the recycled waste paper into small pieces, and immerse them in a basin until they become softened;
2		Add some water in the softened shredded paper and smash it into pulp with a food mixer;
3		Pour the pulp into a larger sorting box, add some water and stir evenly;
4		Fetch it with a homemade screen pack;
5		Dry the water with a towel;
6		Remove the towel carefully;
7		Dry up the recycled paper in the sun or with a blower and then tear it down.

Activity 3.4



1. Find out what kinds of wastes are there around you.

2. How do you think you can change these resources into useful things again? Write down your plans and steps.

3. Share one of your smart tips with others





Go into the society and influence others

At the Copenhagen Climate Change Conference in December 2009, the Organization Committee received a declaration of children's climate forum titled "Our World, Our Future". This declaration was presented by 165 children, aged between 14 and 17 from 44 countries around the world. The declaration is comprised of five parts: the prologue, the young children's promise, proposals to governments for adapting to the climate change, proposals to governments for mitigating climate change and the concluding remarks. This declaration is the result of children's concern and contribution to the climate change, and also reflects their will to go into the society to publicize green concepts and be little green citizens.



Communities are the small societies where we are living, so we can start from communities to publicize green concepts and actively take part in communities' environmental protection affairs, making more people become green citizens.



To publicize green concepts, the target population should be determined at first, as different people have different hobbies. Whom do you want to spread green idea to?

Choose the main information you want to spread. Which aspect of green concepts do you want to publicize? Select the target population to whom you want to spread the information through group discussion.

Selection of modes of publicity: What kind of mode would you like to use in conducting publicity among the target population? What kind of mode do you think is easy to be accepted by the target population? The modes of publicity should be selected in light of the target population and the main information, such as song and dance performances, posters, computer program and flea market etc.. Determine the mode of publicity for your team and demonstrate your findings and the green concepts you have created to others.

Example

Flea market

Flea market is the nickname of junk market composed of street stalls with goods spread on the ground. Flea markets are in different sizes with abundant goods at low prices. In the community flea market you organized, old appliances, old clothes and various kinds of articles you invented can be sold. They can be bought with money and also be exchanged with articles. Through flea markets, we can make full use of the resources, avoiding waste and reducing wastes and garbage.

How to organize a flea market? Considerations should be given to following main aspects:


1. Site selection: A flea market had better be located in a more open place close to the community, such as a small square of the community. It is helpful to increase the size of the market, letting more people come to choose articles they need. You can discuss related affairs with the community managers and had better to get their support.
2. Community mobilization: Participation is the key of the whole action. It is important to mobilize people to participate. You can copy some promotional leaflets or conduct door-to-door publicity, and also you can solicit help from community managers or make on-line publicity.
3. Area assignment: You can divide the selected site into several areas mainly based on the number of participants, and then arrange them to place their articles in the assigned areas in order.
4. Statistic: Calculate how many vendors have participated, how many categories the main goods were divided into, which kinds of goods were the most, about how many "customers" came and how many deals were made at last.
5. Interview: Interview vendors and customers about their feelings, what kinds of article the customers want to buy, which is the most satisfactory and what is the most unsatisfactory, what difficulties the vendors met in selling goods, and whether they are satisfied with their income. Through this interview, you can lay a foundation for organizing next flea market.

IV. Stories from China, Japan and Korea


There are many little green citizens in China, Japan and Korea. See what they are doing.

Collect some stories of little green citizens of China, Japan and Korea and write them down in following box:

😊 Stories from China



😊 Stories from Japan



😊 Stories from Korea



A large white rectangular area with a dashed line for writing, set against a purple background. The area is designed for a student to write a story.



